

Compact Carrier User's Manual

Simply Cases





Table of Contents

<i>Assembly</i>	3
<i>Instructions for Correct use</i>	4
<i>Maintenance</i>	5
<i>Safety Information</i>	6
<i>Warranty</i>	7
<i>Service Center and Customer Service</i>	8

The logo for 'Simply Cases' is centered on the page. It consists of the words 'Simply' and 'Cases' stacked vertically in a bold, sans-serif font. The text is white and is set against a light gray circular background that has a fine, grid-like texture.

**Simply
Cases**

Assembly

As Far as assembly, the two pieces come with dividers already set into them, and in order to close the case, there are four (4) holes in the corners of the bottom tray that the corners of the top tray will snap into. These four holes should be able to hold the top without any help, if not please call customer service on page 8 as your product may be defective.



Instructions for Correct use

Each compact carrier product comes with two (2) components, which consist of a top piece, and another piece for the bottom of the tray which will carry all your toiletry products. It is fitted with 6 seperate sections that are able to carry whatever the customer sees fit.



Maintenance


Compact Carrier should be cleaned after every time you use it and should be stored in a cool dry place to prevent bacteria from forming from moisture. To clean the Compact Carrier, simply separate the top from the base. Then remove all the contents inside and wash both parts separately. This product is made to store toiletries, therefore be weary of store organic material like food in the container. During travel, the Compact Carrier should be kept in a safe space to keep from being stolen.



Safety Information

THIS PRODUCT IS NOT A TOY

WARNING! This product is not intended to be used to hide items from officials like the TSA and should not be used to do so. Simply Cases is not responsible for any issues caused by the misuse of the product and will void you of our warranty. Do not use this product to store items that can create high amounts of heat as it may melt the walls of the Compact Carrier. Do not place heavy things on top of the Compact Carrier as the product may collapse if the weight is heavy enough.



Warranty

Simply Cases provides a 2-year warranty for our products, meaning we will replace your [product name] if it is damaged, lost, stolen, or found defective. If you would like to claim your warranty, please call or email customer service and provide a statement for what happened. The individual parts can also be replaced if the top or the base is lost.

This warranty is only for Simply Cases products purchased in the United States and does not cover items inside of the Compact Carrier are stolen. In order for us to validate the warranty, you must provide proof of your purchase and valid identification.

If you have questions, please see the customer service on page 8.



Service Center and Customer Service

Our representatives can be reached at these ways:

<https://webpages.uncc.edu/rjacques/OurProject/>

<p>Myles Gaines (366) 609-2949 mgaine10@uncc.edu</p>	<p>Eric Cornejo (704) 743-8380 ecornejo@uncc.edu</p>
<p>Ryan Jacques (916) 342-5997. rjacques@uncc.edu</p>	<p>Jackson White (704) 813-3765. jwhit270@uncc.edu</p>

9201 University City Blvd.

Charlotte, NC 28223